



the
art of
shock
wave

DUOLITH® SD1 T-TOP »F-SW ultra«
THE NEW FOCUSED
SHOCK WAVE GENERATION



STORZ MEDICAL



»Active-tip-control« display

Ergonomic and elastic anti-slip grip

Easy change of coil

Focused shock wave generator

»SEPIA« Handpiece

DUOLITH® SD1 T-TOP »F-SW ultra« – The New Focused Shock Wave Generation

High-quality workmanship and optimal ergonomics mark the design of the new focused shock wave generation with the »SEPIA« handpiece. The special flexibility of the handpiece cable supports non-tiring and, thus, easier treatment always directly at the patient – an important factor in the day-to-day work.

The »SEPIA« handpiece renders the treatment with focused shock waves easy and efficient. All the important control elements have been

integrated into the handpiece. Frequency and energy level can be adjusted directly at the handpiece. Pre-set treatment parameters save time and ensure undisturbed working.

An advantage for users: The »SEPIA« handpiece is compatible with all DUOLITH® SD1 »ultra« systems available. Users benefit from reduced revision costs thanks to the easy change of the coil.

Highlights

- Effective and non-tiring treatment directly at the patient
- All control elements integrated into the handpiece
- Reduced revision costs thanks to easy change of coil
- Focal zone depth: 0 – 65 mm
- Therapeutic effectiveness: up to 125 mm penetration depth
- Upgradable to DUOLITH® SD1 TOWER »ultra« by modular extensions
- Exclusive online access to ICE shock wave information portal for knowledge enhancement (see pages 28/29)

DUOLITH® SD1 T-TOP »F-SW ultra«
with focused »SEPIA« handpiece and optional 10" touch screen

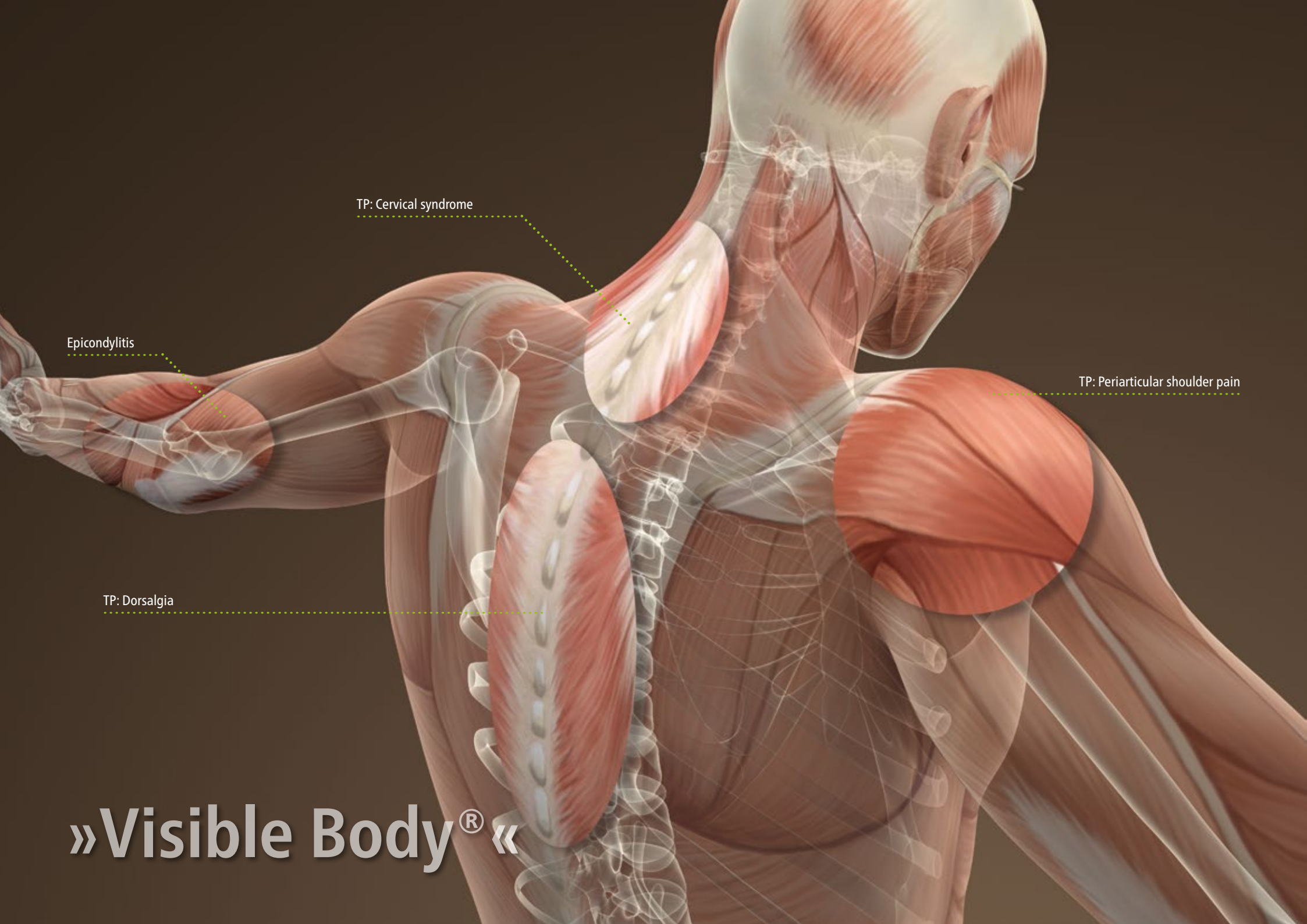


Focused »SEPIA« handpiece with and without stand-off



Handpiece display – integrated control elements





TP: Cervical syndrome

Epicondylitis

TP: Periarticular shoulder pain

TP: Dorsalgia

»Visible Body®«

Examples of the manifold indications for DUOLITH® SD1 T-TOP »ultra«-Indikationen

What is probably most important for patients who suffer pain is to notice the success of the shock wave therapy right after the treatment, if

possible. For these high expectations on the part of the patients, the DUOLITH® SD1 T-TOP »ultra« offers the best basis.

Highlights

- Focal zone depth: 0 – 65 mm
- Therapeutic effectiveness: up to 125 mm penetration depth

Achillodynia



Plantar fasciitis



Patellar tendinitis



Epicondylitis



Tibial stress syndrome



Calcific tendinitis



Metatarsalgia



Trigger points: periarticular shoulder pain





»Touch Screen«

Touch Screen – The ideal extension for the DUOLITH® SD1 T-TOP »F-SW ultra«

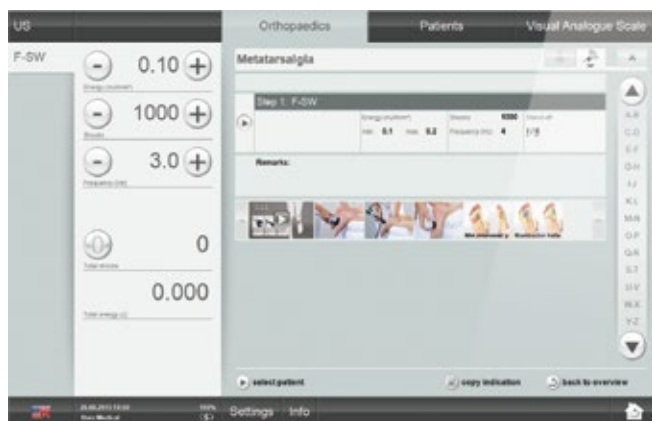
The optional 10" touch screen is connected with a USB cable to the DUOLITH® SD1 »ultra« and expands it with valuable features: Functions and indications can be selected and accepted by tapping on the screen. The software includes a retrievable patient management system as

well as treatment parameters recommended by experienced users and supported by videos and images. The integrated Visible Body® software allows the user to immerse into the anatomic structures of the human body.

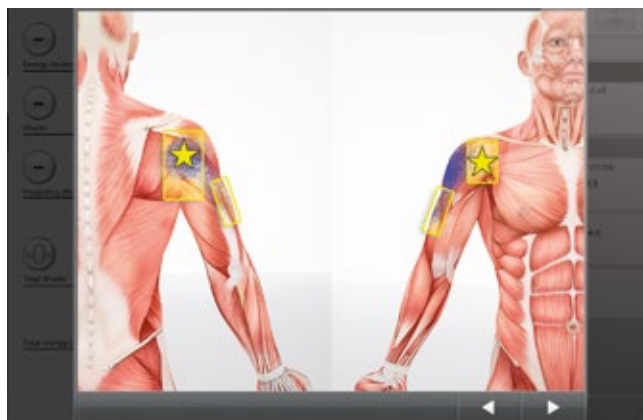
Highlights

- 10"-Touch Screen (optional)
- Patient management system with treatment history
- Treatment parameters supported by videos and images
- Visible Body® digital anatomy atlas

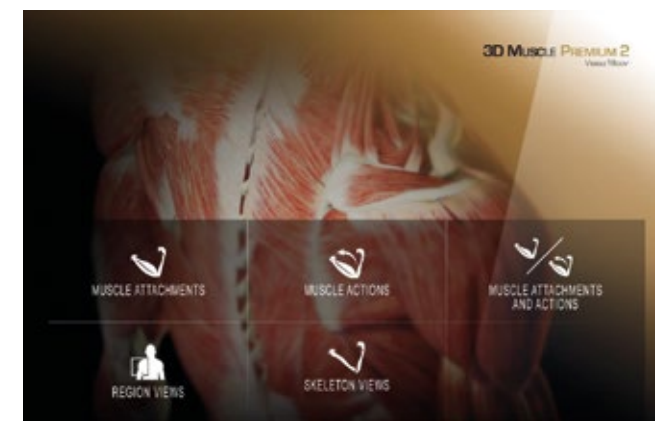
Touch screen – treatment parameters with application videos



Touch screen – overview of pain zones



Touch screen – Visible Body® digital anatomy atlas





www.storzmedical.com



HUMANE TECHNOLOGY – TECHNOLOGY FOR PEOPLE



Urology Orthopaedics Cardiology Aesthetics Dermatology Veterinary

STORZ MEDICAL

STORZ MEDICAL AG · Lohstampfstrasse 8 · 8274 Tägerwilen · Switzerland
Tel. +41 (0)71 677 45 45 · Fax +41 (0)71 677 45 05 · info@storzmedical.com · www.storzmedical.com

Subject to change without notice. The information in this brochure is only intended for medical and healthcare professionals.
This brochure provides information on products/indications that may not be available/relevant in all countries.