



we
know
shock
wave

MASTERPULS® »ultra« line
ADVANCED RADIAL SHOCK WAVE THERAPY



STORZ MEDICAL



»We have a passion for communicating with each other.
We have a way with combining ambitious
design and functionality.«

Gerold Heine
Dr Gerold Heine, CEO STORZ MEDICAL AG

STORZ MEDICAL AG

There is no talking about shock waves today without talking about STORZ MEDICAL, too. When Dr hc Karl Storz laid the foundations of the KARL STORZ Group back in 1945, it was hard to imagine what an enormous influence the products from this think tank would have not only on endoscopy but also on shock wave therapy. STORZ MEDICAL's presentation of the first worldwide prototype of a urological shock wave

device in 1988 was followed by a series of technological innovations in the field of extracorporeal shock wave therapy. Non-invasive solutions for urgent problems in urology, cardiology, neurology, dermatology and orthopaedics, for example, consolidated the reputation of STORZ MEDICAL as the leading enterprise in shock wave technology in the world.

The further development of non-invasive and patient-friendly treatment methods will certainly keep STORZ MEDICAL busy in the future and leave the company no time to rest on its laurels.

05 | Design



09 | Indications/
Satisfaction of patients



13 | Patented
shock wave transmitters



07 | Innovations



11 | Intuitive operation
»Active-tip-control«



15 | ICE Shock Wave Portal





STORZ MEDICAL



INTERFLEX

A passion for quality and design

Quality in the details

STORZ MEDICAL shock wave devices are designed for longevity. This is why only high-quality materials and components are used. The optical lightness of the MASTERPULS® »ultra« is supported by the use of anodised aluminium. The inspiring simplicity of good design consistently paves the way towards sustainable innovations.


Thus, the MASTERPULS® »ultra« impresses with its pioneering »Single Frame Casing« and the monolithically designed pneumatic block, which ensures high operational reliability. Clear lines and a front design that resembles a propagating shock wave signal the power of the integrated, extremely silent »Air Power« drive and the dependability of

this new shock wave device. As a result, the new MASTERPULS® »ultra« appears in a unique and confident fashion demonstrating progressivity, elegance and perfection at the same time – and ensuring stability of value.

Clear lines



Functional design



Individuality in the details



STORZ MEDICAL

MP100

ultra



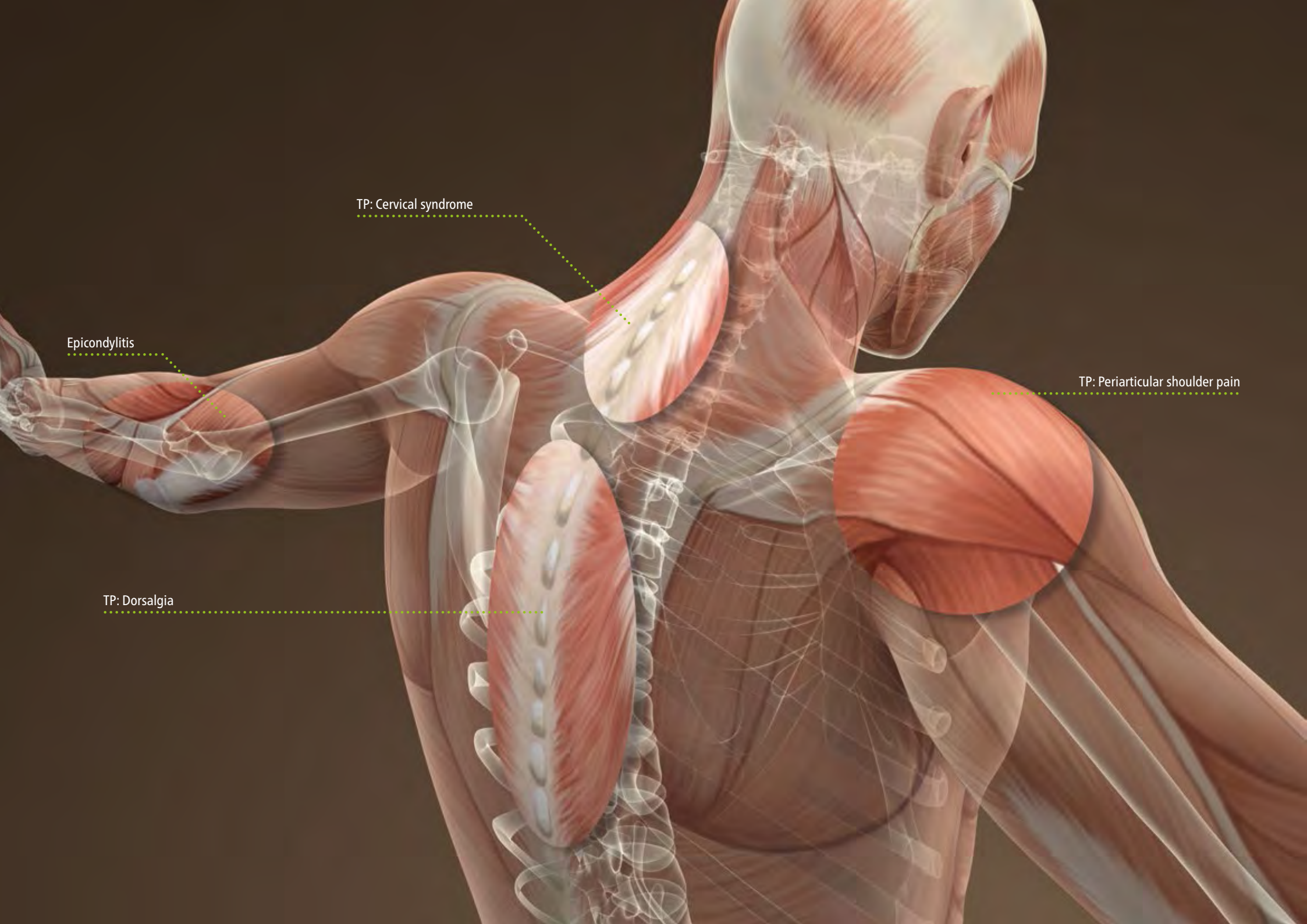
MASTERPULS®

STORZ MEDICAL

4.0

2000

15 Hz



TP: Cervical syndrome

Epicondylitis

TP: Dorsalgia

TP: Periarticular shoulder pain

Significant pain relief – satisfaction of patients

Examples of the manifold indications for MASTERPULS® »ultra«

What is probably most important for patients who suffer pain is to notice the success of the shock wave therapy right after the treatment, if

possible. For these high expectations on the part of the patients, the MASTERPULS® »ultra« offers the best basis.

Trigger therapy

Thanks to the D-ACTOR® transmitter technology of the MASTERPULS® »ultra« handpiece, it is possible to smoothen out the muscle, as is required also in classical trigger therapy, quickly and with a durable effect.

Achillodynia



Plantar fasciitis



Patellar tendinitis



Trigger points: calf muscle shortening



Tibial stress syndrome



Calcific tendinitis



Metatarsalgia



Trigger points: periarticular shoulder pain





Ballistic, non-tiring generation of shock waves

»Active-tip-control« display

Ergonomic and elastic anti-slip grip

Radial innovations – to extend the lead!

»Active-tip-control« display

The newly developed handpiece of the MASTERPULS® »ultra« with the »Active-tip-control« display is setting innovative standards in radial shock wave therapy. The ergonomic design of the handpiece ensures an efficient and non-tiring treatment.

All the main operating elements have been integrated into the hand-piece. Frequency and energy levels can be adjusted directly via selector buttons. This makes working at the patient easier. The total number of applied shocks can be controlled well.

»Individual Parameter Setting«

The MASTERPULS® »ultra« handpiece offers an exclusive advantage: »Individual Parameter Setting« (IPS-Control) for all ESWT indications and ensures reliable pre-setting.

Example: »O-01« for metatarsalgia, »O-02« for achillodynia, »O-03« for calcific tendinitis, ...

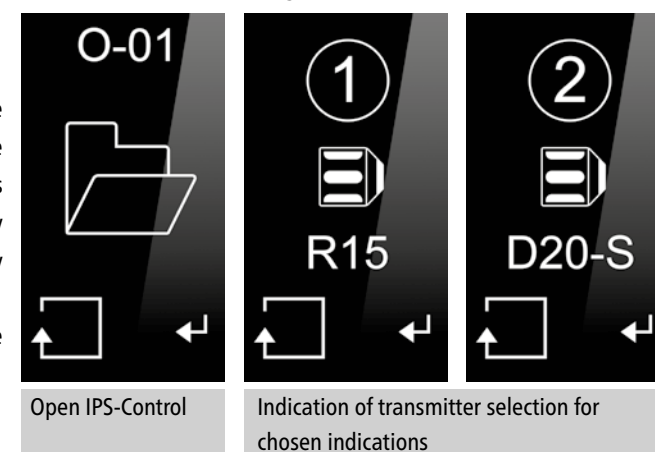
Highlights

- Ergonomic design of the handpiece
- Innovative »Active-tip-control« display with pressure and frequency selection
- »Individual Parameter Setting« (IPS-Control) for different indications
- Non-tiring treatment

»Active-tip-control« display and operating elements



»Individual Parameter Setting« (IPS-Control)



Trigger Points / Entnesopatnies

F15 »White Soft«
Focus-Lens



Penetration depth: 0 - 30 mm
Intensity: [Progressive bar]

A6 »Point«
Akust Transmitter



Penetration depth: 0 - 20 mm
Intensity: [Progressive bar]

R15 »Standard«
Standard Transmitter



Penetration depth: 0 - 35 mm
Intensity: [Progressive bar]

T10 »Finger«
Trigger Transmitter



Penetration depth: 0 - 40 mm
Intensity: [Progressive bar]

D115 »Golden Depth«
Deep Impact*



Penetration depth: 0 - 50 mm
Intensity: [Progressive bar]


C15 »Ceramic Energy«
CERAmo-V*



Penetration depth: 0 - 30 mm
Intensity: [Progressive bar]

Myofascial Treatment

D20-S »Standard Oscillator«
D-ACTOR*



Penetration depth: 0 - 50 mm
Intensity: [Progressive bar]

D20-T »Golden Oscillator«
D-ACTOR*



Penetration depth: 0 - 50 mm
Intensity: [Progressive bar]

D35-S »Large Oscillator«
D-ACTOR*



Penetration depth: 0 - 60 mm
Intensity: [Progressive bar]



Patented shock wave transmitters – all the energy focused on the pain region!

STORZ MEDICAL has developed a transmitter programme especially for radial shock wave therapy and tailor-made for individual ESWT indications. State-of-the-art transmitter materials are used to optimize the transmission rate of shock wave energy into the pain region.

At the same time, energy losses at the skin coupling surface are minimized. This research work has led to optimal treatment successes with the MASTERPULS® »ultra«.



A6

»Point«
AkuSt®

Shock wave acupuncture,
trigger points



C15

»Ceramic Energy«
CERAmA-x®

Gel-free shock wave application
at highest sound transmission
rate for all kinds of enthesopa-
thies



DI15

»Golden Depth«
Deep Impact®

Bundled energy for symptoms
in deep target areas



D20-S

»Standard Oscillator«
D-ACTOR®

Myofascial trigger therapy,
especially for smoothening out
muscular and connective tissues



D20-T

»Golden Oscillator«
D-ACTOR®

High-energy use for deep mus-
cular trigger points



D35-S

»Large Oscillator«
D-ACTOR®

Myofascial trigger therapy of
large muscle regions, especial-
ly developed for professional
athletes

Please rotate the figure and select your indication



- ▶ Calcific tendinitis
- ▶ Radial/ulnar epicondylitis
- ▶ Trochanteric tendinopathy
- ▶ Patellar tendinitis
- ▶ Tibial stress syndrome

www.shockwaveportal.com

Online access to the exclusive ICE Shock Wave Portal

The purchase of a MASTERPULS® »ultra« provides access to the exclusive ICE Shock Wave Portal. There you will find up-to-date information from all fields of shock wave therapy. All you need is an Internet connection and a corresponding display device such as a smartphone, tablet or computer.

Up front, the website features the pillars of the portal: **I**nformation, **C**ommunication and **E**ducation.

Information: All the interesting fields of knowledge concerning shock waves are covered here to support you in your daily work and professional career. You catch up on the latest science without having to battle your way through the dense jungle of digital information.

Communication: This mainly means exchange of knowledge. You will not only receive information but you will also benefit from the experience of other users and can communicate directly with the STORZ MEDICAL team.

Education: This pillar is of outstanding importance. Through media such as literature and videos that are placed at your disposal you will permanently expand your competencies in the field of shock wave therapy. This allows you to keep your finger on the pulse all the time.

At a glance

Information

- Product information
- Medical practice marketing
- Operating instructions
(also available as hardcopy attached to the product)
- Recommended links
- »Individual Parameter Setting« (IPS-Control)

Communication

- News blog
- Newsletter
- Q&A in the fields of shock waves, application, ultrasound diagnosis, physics and technology
- Contacts

Education

- Latest literature
- Recommended books
- Latest studies and field reports
- Dates of congresses, seminars and hands-on workshops
- Treatment tips by experienced users
- Training videos about application, revision and device handling

Treatment instructions



ICE ShockWavePortal
Home Blog Orthopaedien Login

Metatarsalgia
IPS: 0-01

Step 1: R-SW

Shock/Session:	1000
Energy level (bar):	1.5
Frequency (Hz):	12
Transmitter:	R15

Step 2: R-SW


Shock/Session:	1000
Energy level (bar):	1.5
Frequency (Hz):	12
Transmitter:	020-S

Treatment video

Metatarsalgia
Metatarsalgia

1. R-SW	2. R-SW	3. V-ACTOR
Σ 3000	Σ 1000	Σ 3000 - 5000
2,5 - 3,0 bar	1,2 - 2,4 bar	V25
12 Hz	15 Hz	
R15	020-S	

THE SHOCK WAVE COMPANY



STORZ MEDICAL

STORZ MEDICAL AG · Lohstampfstrasse 8 · 8274 Tägerwilen · Switzerland
Tel. +41 (0)71 677 45 45 · Fax +41 (0)71 677 45 05 · info@storzmedical.com · www.storzmedical.com

Subject to change without notice. The information in this brochure is only intended for medical and healthcare professionals.
This brochure provides information on products that may not be available in all countries. Printed in Germany.